

PACKAGING USED FLOURESCENT LIGHT TUBES

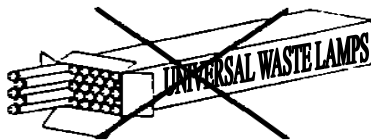

Package lamps tightly without separators or any other packaging.....

Place box on its side to load bulbs.

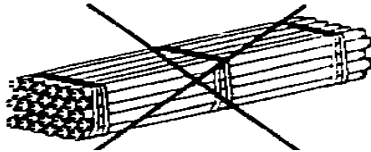


Empty boxes of all packing materials before filling.

Mark the end of the box with the words
"UNIVERSAL WASTE LAMPS"



DO NOT pack different size (length) bulbs together...



DO NOT tape lamps together...



DO NOT leave boxes out in the rain or let them get wet...

DO NOT put debris of any kind in the boxes..

Broken Bulbs

MUST be put into a separate box, dated, and labeled as **BROKEN BULBS !!**

DO NOT CRUSH BROKEN BULBS

SEAL ENDS WITH DUCT TAPE OR PACKAGING TAPE ONLY !!!!

DO NOT USE MASKING TAPE !!

REMOVE ALL BROKEN BULBS and PACKAGE SEPARATELY

BOXES MUST BE READILY ACCESSABLE FOR PICKUP

DO NOT STORE BOXES ON TOP OF CABINETS

If You Have Any Questions, Call 799-0990

FOR BULB PICK-UP REQUEST GO TO:
<http://riskmanagement.ccsd.net/pickitup>

DROP-OFFS MUST BE SCHEDULED AT LEAST 24 HOURS IN ADVANCE